



**BAINES
MASONRY**
Quality First

Wallaroo® 
CONCRETE SLEEPERS

Wallaroo® Concrete Sleepers

- ✓ Available in three distinct textures, and a variety of colours that will enhance your landscaping project.
- ✓ All manufactured using high strength reinforced concrete for superior structural performance.
- ✓ Easy to install system, flexible to meet your retaining wall needs.
- ✓ Sleepers can be cut to any length to complete your wall.



Woodgrain Snow Gum (L), Rock Face Basalt (R).

Australian Owned, Designed and Manufactured

member of



BAINES MASONRY
900 Wilton Road (P.O. Box 89) Appin NSW 2560
Tel: (02) 4631 1383 Fax: (02) 4631 1402
info@bainesmasonry.com.au
WWW@bainesmasonry.com.au

Product Information: Wallaroo® Concrete Sleepers

Specifications

Sleeper height	200 mm
Sleeper length	1800 mm
Sleeper depth	80 mm
Sleeper weight	65 kg approx.
Sleepers per pallet	30 units
Weight per pallet	1800 kg approx.
Wall slope	17 Degrees (55 in 180)
Infill behind & within the facing blocks	Compacted 10 to 20 mm crushed rock aggregate
Drainage pipe	100 mm diameter PVC agricultural pipe with sock

*A variation in width is possible across the range of textures.



Woodgrain Black Wattle (L), Rock Face Sand (R).




An install guide is available as a download at www.bainesmasonry.com.au/pdf/Wallaroo_Concrete_Sleeper_Install_Guide

Wallaroo® Concrete Sleeper Finish & Colour Range

Smooth Face



Natural Grey



Santorini Black



Grey Stone



Basalt



Snow Gum



Black Wattle



Havana Brown




Tuscan Sun



River Rock



Sand



Ironbark



Highland Pine

Colours displayed in this brochure are to be used as a guide only. Colours are as close as printing process will allow. Displays in store may vary to actual colour due to batch variations. Obtain samples from Baines Masonry for current batch colour. Care should be taken to order sufficient product to complete job at the one time to avoid batch variation. Surplus blocks are not returnable. No Claim after 7 days or once products have been incorporated in construction. Not all colours available in every region, please check with your supplier.



SRW® Filtration Fabric for Concrete Sleeper Retaining Walls

GENERAL LANDSCAPE FILTRATION Spunbond - SB3

SRW Spunbond polypropylene geotextiles are commercial grade landscape fabrics.

Benefits

- > High water flow/permittivity
- > Easy to cut, easy to use
- > Puncture and tear resistant
- > Weed control



SB3




DRAINAGE FILTRATION Non-Woven - NW4.5

SRW Non-Woven needle-punched polypropylene fabrics are non-biodegradable geotextiles.

Benefits

- > Allows high water flow
- > Soil separation for added stability
- > High strength/dimensionally stable
- > Promotes healthy vegetation
- > Prevents soil erosion
- > Rot & mildew resistant



NW4.5



Refer to Wallaroo Concrete Sleeper Install Guide or website for specifications.
Check with your local Council to ensure all local building codes are complied with.

Wallaroo® is a registered trademark of Baines Masonry and is used under licence.
Please see our full terms and conditions on our website www.bainesmasonry.com.au